



LEAF



Photo may vary from actual unit.



**100% Electric.
0 Emission.**

There's excitement. Then there's the kind of excitement that makes every moment behind the wheel a rush. With a range of up to 311 kilometers, the Nissan LEAF can take you on amazing adventures. Put your compatible smartphone on the big screen and connect your world.* Drive with more confidence, thanks to a suite of Nissan Intelligent Mobility features that can look out all around you.** The Nissan LEAF. This is how driving should feel. This is Nissan Intelligent Mobility.

311 KM***

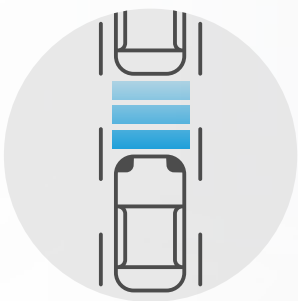
Photo may vary from actual unit.

*Driving is serious business and requires your full attention. If you have to use the connected device while driving, exercise extreme caution at all times so full attention may be given to vehicle operation. **Nissan Intelligent Mobility technologies can't prevent all collisions or warn in all situations. See Owner's Manual for important safety information. ***311km range in one full charge is based on the New European Driving Cycle (NEDC). Actual real world driving range may vary depending on factors such as battery age and condition, driving style, traffic conditions, weather conditions, any accessories fitted, and vehicle load.



The right technology at the right moment.

The Nissan LEAF is designed with intelligent technology that aids your drive when you need it. For example, when you're driving up a spiral parking ramp – the Intelligent Trace Control can assist you in your drive by reading your situation and, if needed, can gradually hit the brake to help you steer smoothly through the corners. It's good to know that you're not alone. With an entire suite of Nissan Intelligent Mobility features to back you up and help you keep out of trouble, the Nissan LEAF turns your journey into a confident, assured, more exhilarating ride every day.



Intelligent Cruise Control

The Intelligent Cruise Control reduces the driver's workload when cruising by automatically controlling acceleration and deceleration to maintain a suitable distance, set by the driver, from the vehicle ahead.



High Beam Assist

The High Beam Assist automatically switches the headlights setting to low beam from high beam when it detects a vehicle ahead.



Intelligent Trace Control

Controlling the brakes on each of the four wheels in response to different driving circumstances, the Intelligent Trace Control provides the driver a more optimal line through a turn on winding roads.



Hill Start Assist

The Hill Start Assist keeps you from rolling backwards on inclined roads by automatically holding the brakes as you switch from brake pedal to accelerator.



Move through life with greater confidence.

Driving tech should be an extension of who you are - it should think, feel, and react with you. To ensure your safety on the road, Nissan Intelligent Mobility's Lane Departure Warning and Intelligent Lane Intervention assists you when you're straying away from your lane by gradually applying the brakes. The Nissan LEAF offers a suite of intelligent technologies designed to look ahead, behind, and all around you, so you can look forward to a more confident drive



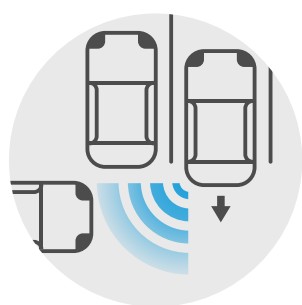
Get a little warning before you make a move.

Sense more around you. Even if you can't see that car sneaking up on you or that child on the corner that's about to cross the road, you can count on Nissan Intelligent Mobility features to take notice and give you a heads-up. Whether you're backing out of a parking spot or changing lanes on a highway, they make you more aware of your surroundings and give you a whole new level of confidence.



Intelligent Around View Monitor

Using four cameras, the Intelligent Around View Monitor gives you a virtual 360° view of your surroundings, as well as visual and audible alerts when an object is detected moving nearby.



Rear Cross Traffic Alert*

Detecting fast moving objects in your path when reversing, the Rear Cross Traffic Alert sends audible and visual warnings with its specialized rear sensors and reverse camera.



Intelligent Driver Alertness

Intelligent Driver Alertness analyzes driver steering behavior to send an alert if signs of drowsiness or inattention are detected. A coffee cup on the instrument panel display indicates that it might be time to take a break from driving.



Intelligent Rear View Mirror

When you need a clearer view, go from mirror to monitor with just a flip of a switch. When turned on, a camera at the rear hatch expands your rear field of vision, helping you see around obstructions for a completely unimpeded view.



Photo may vary from actual unit.
You should not rely solely on driver convenience features. Some features may not work in all conditions and circumstances. Speed and other limitations apply. For terms and conditions relating to Nissan technologies, please contact your Nissan dealer at www.nissan.ph.

*Rear Cross Traffic Alert may not detect all vehicles. See Owner's Manual for safety information.

Feel the rush of instant acceleration.

It's a thrill you never saw coming. The Nissan LEAF's 100% electric drivetrain delivers instant acceleration as soon as you touch the pedal. Designed with the battery pack sitting low on the chassis for a low center of gravity, it lets you hug the road with less vehicle body roll. The mere turn of your wheel can instantly raise the excitement of your driving experience.





One e-Pedal, lots of excitement.

The e-Pedal allows the driver to start from a standstill, accelerate and brake, and even bring the car to a complete stop and hold it in position, solely by using the accelerator pedal. The driver doesn't need to switch from the accelerator to the brake. Driving with the option to use only one pedal offers a completely new driving experience, relieving stress in congested traffic and providing refreshingly sporty and fun EV quality on winding roads.

Using the e-Pedal is optional in the Nissan LEAF. The driver can choose to switch between the e-Pedal and the normal 2 pedals for accelerating and braking options by pressing the e-Pedal button.



Photo may vary from actual unit.

Plug, charge, and have an amazing drive.

It has never been more convenient to get moving. Experience freedom from your gas pumping routine with the LEAF's convenient charging options. Whether you're at home or on the go, you can charge anywhere with this all-electric vehicle. The Nissan LEAF is also designed with a regenerative braking system that can recharge a part of the vehicle's battery when you decelerate or brake. There's never a better time to go electric than now.



Take charge of the future through sustainability.

All Nissan's electric vehicle batteries are given a second life through certified recycling company partnerships. This allows all of us to benefit from the transition towards a more sustainable society.



Charge at home.

Like your mobile phone, you can charge the LEAF overnight. Just plug* it into a standard 220V power source with a dedicated socket.*

Home Charger (EVSE Cable)

Approximately 18.5 hours from low battery indicator to full charge.

Photo may vary from actual unit.

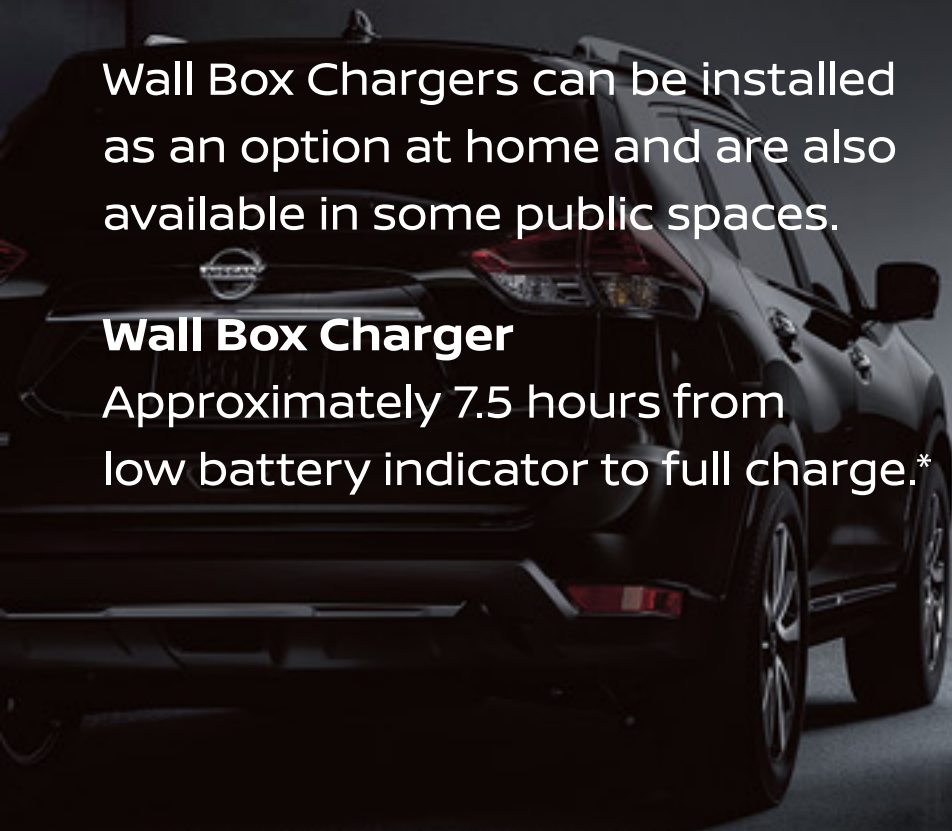
*Some chargers may not be compatible with your LEAF. Contact charger manufacturer before purchase for information on compatibility and warranty. Nissan does not warrant and is not responsible for loss, including consequential, incidental, or other damages caused by charger defects or incompatibility.

Charge anywhere.

Wall Box Chargers can be installed as an option at home and are also available in some public spaces.

Wall Box Charger

Approximately 7.5 hours from low battery indicator to full charge.*



Charge on the go.

An ever-expanding network of public Quick Charging Stations means you'll have a lot of options for your next charge.

Quick Charger

Approximately 40 minutes from low battery indicator to 80%.*

Charging time may vary depending on the current charge of the battery.



Photo may vary from actual unit.

*With Li-ion battery temperature at 25°C. Charging time may vary depending on the current charge of the battery when plugged in. Charging time depends on charging conditions, including charger type and condition, battery temperature, and as well as ambient temperature at point of use.

Connect the way you want.

With the LEAF's technologies, you can tailor how you stay in touch. Just plug in your compatible smartphone to have access of what you need. With Bluetooth connectivity, it's easier than ever to connect with your world.



NISSAN ADVANCED TOUCHSCREEN DISPLAY AUDIO

There's nothing like seeing it on an 8" wide display.



works with
Apple CarPlay

People to see? Places to be? Just ask Siri®. Equipped with Siri® voice control, standard Apple CarPlay® brings your contacts, favorite messaging apps, Apple Music® playlists, Apple Maps, and more on board to your Nissan LEAF. Simply plug in your compatible iPhone® and go.*, **



works with
androidauto

With standard Android Auto™, you can keep your eyes on the road and hands on the wheel while using your voice to help you with your day.

Ask Google to play your favorite song, navigate home, or respond to a text hands-free. Just say, "Hey Google" or long-press the voice control button on your steering wheel.**, ***, ****

Photo may vary from actual unit.

*Driving is serious business and requires your full attention. If you have to use the connected device while driving, exercise extreme caution at all times so full attention may be given to vehicle operation. **Use feature only when safe and legal. Compatible device and service required. Subject to third party service availability. ***Use the text messaging feature after stopping your vehicle in a safe location. If you have to use the feature while driving, exercise extreme caution at all times so full attention may be given to vehicle operation. Compatible smartphone required. Text rates and/or data usage may apply. ****Never program while driving.



Grab hold of a driver-centric design.

It's all around you. Bold lines, distinctive touches, and the sense that this is a vehicle like no other. The Nissan LEAF's driver-centric environment proves you don't have to sacrifice comfort or convenience when driving electric. With features like a D-shaped steering wheel, a distinctive center console, and a "floating" touch-screen display that puts your compatible mobile phone on center stage with Android Auto or Apple CarPlay®, it's clear that this interior was designed with you in mind.



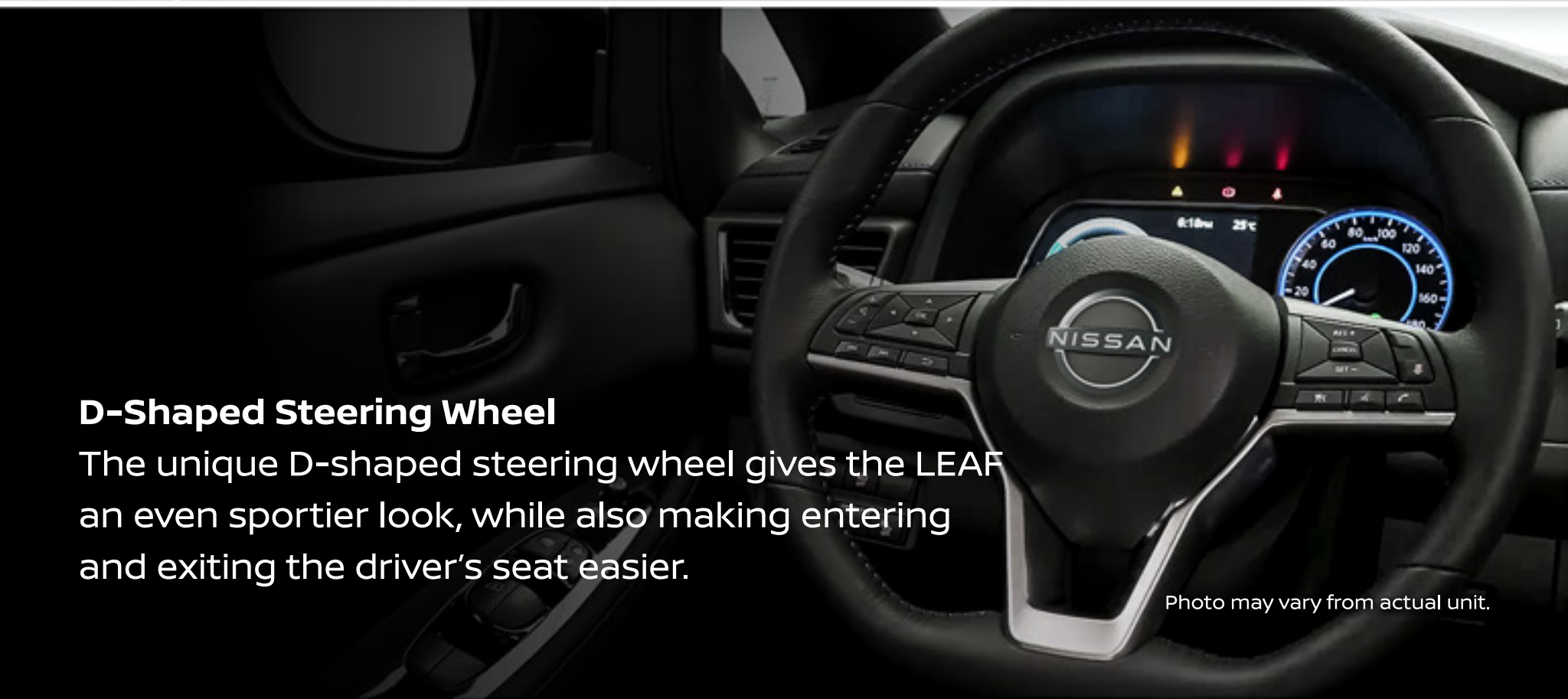
Advanced Drive Assist Display

The customizable digital information display lets you tailor every detail of your drive from range, to power use, to audio. Have the information you want at a glance.



Zero Gravity Seats

Pursuing the ideal posture to make long drives more pleasant, these seats are designed comfortably to ease the feeling of fatigue from long drives.



D-Shaped Steering Wheel

The unique D-shaped steering wheel gives the LEAF an even sportier look, while also making entering and exiting the driver's seat easier.

Photo may vary from actual unit.

MODEL		NISSAN LEAF
VARIANT		40kWh
ENGINE / TRANSMISSION		
Electric Motor Type		AC Synchronous
Maximum Power	ps	150ps
Maximum Torque	Nm	320Nm
Type of Battery		Laminated Lithium-Ion
Battery Capacity	kWh	40kWh
Voltage	V	350v
Range on a Single Charge		311km*
Transmission Type		Single-Speed Reduction Gear Transmission
Drive Mode (Normal / B / Eco)		With
Drivetrain		2WD
On-Board Charger		6.6kW Double Speed On-Board Charger with Quick Charger
Charger Port		Illuminated Charger Port with EVSE Smart Lock and Unlock
*311 km range in one full charge is based on the New European Driving Cycle (NEDC). Actual real world driving range may vary depending on factors such as battery age and condition, weather conditions, any accessories fitted, and vehicle load.		
SUSPENSION / CHASSIS		
Suspension	Front / Rear	Independent MacPherson Struts, Coil Springs / Torsion Beam Axle, Coil Springs
Brakes	Front / Rear	Front Ventilated Disc / Rear Disc
Wheels		205/55 R16 Alloy Wheels
DIMENSION / WEIGHT		
Dimensions (L x W x H)	mm	4,490 x 1,788 x 1,540
Wheelbase	mm	2,700
Curb Weight	kg	1,557 - 1,569
Minimum Ground Clearance	mm	155
Overall Gross Weight	kg	1,988
Seating Capacity	Person	5
STEERING SYSTEM		
Type		Electric Powered Steering
Steering Column		Manual Tilt
INTELLIGENT MOBILITY		
Hill Start Assist		With
Intelligent Driver Alertness		With
Intelligent Around View Monitor		With Moving Object Detection
Intelligent Cruise Control		With Vehicle-to-Vehicle Distance Control
Blind Spot Warning		With
Intelligent Emergency Braking		With
High Beam Assist		With
Rear Cross Traffic Alert		With
Intelligent Rear View Mirror		With
Lane Departure Warning and Intelligent Lane Intervention		With
e-Pedal		With Regenerative Braking Function
Intelligent Trace Control		With
EXTERIOR		
Headlamps		Projector Halogen Headlamps with Auto On/Off, Auto Hazard Lights, Follow-Me-Home Functions
Daytime Running Lights (DRL)		With LED
Tail Lamps		LED Signature
Foglamps	Front / Rear	With
Bumper	Front / Rear	EV Black Accent for Front Grille and Rear Bumper
Outside Door Mirror		Body Color with Side Turn Lamp, with Power Fold and Power Adjust Functions
Outside Door Handles		Chrome Grip
Wiper	Front / Rear	Variable Intermittent & Mist Functions with Rain Sensing / With
Rear Spoiler		With
Slide Sill Spoiler Type		With
INTERIOR		
Seats	Driver	6-Way Manual Adjust (Slide, Recline, Height-Adjust Functions), and Retractable Headrest
	Front Passenger	4-Way Manual Adjust (Slide, Recline Functions), and Retractable Headrest
	2nd Row	60:40 Split Folding Rear Seats
Steering Wheel		Leather with Cruise Control, Meter Control, Audio, Handsfree Bluetooth Call, Voice Recognition and Speed Limiter Switches
Instrument Meter		Advanced Drive Assist Display TFT with Nissan Animation Meter and EV information
Interior Trim		Fabric
Sun Visor	Driver / Passenger	Vanity Mirror with Ticket Holder and LED Illumination
Room Lamp		With (Cabin and Luggage Room)
Console Box		With
Cup / Bottle Holder	Front / 2nd Row	Center Console, Front Door Trim, Rear Door Trim
Tonneau Cover		With
Accessory Socket		12v x1 and USB x1
FUNCTION		
Power Windows	Front / Rear	Driver: Power Window with One-Touch Auto Up/Down and Timer / Rear: With
Power Central Door Locks	Driver / Passenger	With / With
Keyless Entry System		With Intelligent Key
Push Button Engine Start / Stop System		With, Illuminated Power Switch
Cruise Control		With
Air-Conditioning System		Automatic Climate Control with Heater
Audio	Type	Nissan 8" Advanced Touchscreen Display Audio
	Connectivity	Apple CarPlay / Android Auto / Bluetooth (Handsfree Bluetooth Call) / USB / iPod / Aux
	Speakers	6 Speakers
SAFETY / SECURITY		
SRS Airbag		Front, Side, and Curtain Airbags, with Cut-Off Switch
Anti-Lock Braking System (ABS)		With Electronic Brakeforce Distribution (EBD) and Brake Assist (BA)
Tire Pressure Monitoring System (TPMS)		With
Vehicle Dynamic Control (VDC)		With
Seatbelt	Driver	ELR with Double Pretensioner, Adaptive Load Limiter and Height Adjuster
	Front Passenger	ELR with Single Pretensioner, Load Limiter and Height Adjuster
	2nd Row	3 pt. ELR x 3 with Pretensioner and Load Limiter
High Mount Stop Lamp		LED-Type
ISO Fix		With Front and Rear
Anti-Theft System		Immobilizer
Vehicle Sound for Pedestrian (VSP) with On/Off Switch		With

Nissan Philippines, Inc. reserves the right to alter, delete, or enhance features and specifications without prior notice depending on market requirements.



Pearl White with Black Roof



Magnetic Red with Black Roof



Magnetic Blue with Black Roof



Ceramic Gray with Black Roof



Nissan Intelligent Mobility moves you one step ahead. In cars that feel like an extension of you, helping you see more and sense more, reacting with you, and sometimes even for you. Nissan Intelligent Mobility is about a better future – moving us to a world that's safer, more sustainable, and exciting.

Exclusively available at:

Nissan Mantrade
(0917) 824-8833

Nissan Global City
(0956) 698-5011

Nissan Palawan
(0917) 434-2187

Nissan Bacoar
(0917) 130-3460

Nissan Otis
(0916) 436-3019

Nissan Manila Bay
(0917) 275-9608

Nissan Matina
(0917) 676-5888

Nissan Tagum
(0917) 577-7373

Nissan Cebu South
(032) 324-2374

Nissan Abad Santos
(028) 293-6888

www.nissan.ph
www.facebook.com/NissanPhilippinesInc

8403-6593 / 0927 600-9557
NISSAN CUSTOMER ASSISTANCE CENTER