



Zero Emission

LEAF





# Have a blast at the drop of e-Pedal

NISSAN  
INTELLIGENT  
MOBILITY

It's a completely new way to drive, and a whole lot of fun. Imagine having the option to drive with one pedal. Just press down for an instant rush and ease off to slow down. It can even hold the vehicle on a hill without ever touching the brake. Of course, going back to driving with two pedals is as easy as flipping a switch, but where's the fun in that?



**e-Pedal.** Speed up, slow down and come to a complete stop with just the accelerator pedal, making for a simple and easy drive.







Feel more confident with the suite of  
Nissan Intelligent Mobility features, including:



**INTELLIGENT  
CRUISE CONTROL:**  
watches the flow  
of traffic to take  
the tedium out of  
highway driving.



**INTELLIGENT LANE  
INTERVENTION:**  
helps keep you where  
you want to be.  
It taps the brakes to  
help gently guide you  
back if it detects that  
you're unintentionally  
straying out of your  
lane for too long.



**INTELLIGENT AUTO  
HEADLIGHTS  
with full LED:**  
headlamps light your  
way by automatically  
turning on when it  
gets dark and dip  
temporarily when an  
oncoming vehicle  
is detected.



**BLIND SPOT  
WARNING:**  
change lanes with  
confidence. This  
feature keeps an  
eye on the blind spot  
area and gives you a  
heads-up if it detects  
a vehicle hiding there.

# So smart it can step in when you need it most

You may not even know why traffic suddenly slows down. But **Intelligent Emergency Braking\*** with Pedestrian Detection is keeping an eye out and ready to apply the brakes. Of course, that's not the only way LEAF can step in to help keep you out of trouble.





## Get a little warning before you make a move

**FEEL MORE AROUND YOU** Even if you can't see that car sneaking up on you or a person on the corner that's about to cross the road, you can count on Nissan Intelligent Mobility features\* to take notice and give you a heads-up. Whether you're backing out of a parking spot or changing lanes on the main road, they make you more aware of your surroundings and give you a whole new level of confidence.

\*Driver's aid(s) only, not a substitute for safe driving. Always monitor your surroundings.



**INTELLIGENT AROUND VIEW MONITOR®** can give you an alert when it detects moving objects near your vehicle. This system increases your view of your surroundings.



**REAR CROSS TRAFFIC ALERT** This feature helps you back out of a space more safely. It watches around the rear of your LEAF, and can warn you about cars approaching from either side.



It has never been easier or quicker to get moving; from plugging the new LEAF into a dedicated home wall-box or even just a power-point, to tapping into one of the ever growing public charging stations available across New Zealand.



**6.6 KW HOME AND PUBLIC CHARGING**



**CHARGING TIMES**  
**FAST HOME CHARGING: 6.6KW WALLBOX**  
**FULL CHARGE IN AROUND 7.5 HOURS†**

†This Home Charging time is based on, and requires use of a 32A / 6.6kW (7kW) wall box. Home Charging time will be dependent on charging conditions, including Home Charging type and condition, battery temperature and size as well as ambient temperature at point of use. Home Charging time is for a 40kW battery, and is based on Nissan testing. Before using this product at home, consult with a licenced electrician to ensure your homes electrical system can support the use.

# Charging has never been so easy



**50 KW PUBLIC QUICK CHARGING**




**RAPID CHARGING FROM 20 TO 80%**  
**IN AROUND 60 MINUTES\***

\*Figures quoted are for a 40kWh battery. Time dependent on charging conditions, including charger type and condition, battery temperature as well as ambient temperature at point of use. Indicated rapid charging time requires use of a CHAdeMO rapid charger. The Nissan LEAF is designed to support the majority of journeys in daily life and is equipped with charging safeguards to protect the battery during repeated rapid charging sessions in a short period of time. The time taken for successive rapid charging can take longer if the battery temperature activates the battery safeguarding technology.



#### SEAMLESS MOBILE INTEGRATION

Apple CarPlay® and Android™ Auto are the safer, smarter ways to enjoy the things you love on your phone. Access music, maps, make calls, send and receive messages – all hands-free. Just plug in your phone and go.



**YOUR MUSIC. YOUR WAY** Use Bluetooth streaming audio or the USB input to play music directly from your smartphone.

## A whole new level of partnership with your LEAF

With its ergonomic layout, distinctive new centre console and a floating central screen that puts your phone on centre stage, this interior was clearly designed with a more connected experience in mind. Nissan LEAF puts all the tools you need to control your car right in your pocket.



# LEAF

## Powertrain & Charging equipment

- e-Powertrain with 40kWh laminated lithium-ion battery
- 110kW of power
- 320Nm of torque
- Indicative driving range of 270km (WLTP combined cycle)<sup>#</sup>
- ECO Mode
- e-Pedal
- Shift-by-wire drive selector
- Intelligent Trace Control
- Intelligent Ride Control
- Charge ports (AC Type-2 & DC CHAdeMO)
- MODE-3 EVSE cable (Type-2) supplied

## Exterior

- LED signature daytime running lights
- 17" alloys wheels with temporary wheel
- Privacy glass
- Auto-folding heated door mirrors with integrated LED turn indicators
- Front and rear fog lights
- Dusk-sensing LED headlights with auto levelling system
- High Beam Assist
- Metallic blue rear bumper finisher
- Rear spoiler
- Chrome door handles

## Comfort/Convenience

- Friendly Lighting function
- Climate control with on-board timer
- Digital Speedometer
- Auto-dimming rearview mirror
- Rain-sensing front wipers
- Intelligent Cruise Control
- Intelligent Key<sup>®</sup> with push button start
- On-board charge timer
- 7" Advanced Drive-Assist<sup>®</sup> Display

## Seating

- Tilt-adjustable leather-accented steering wheel<sup>^</sup> with heating function
- Black leather-accented seat trim<sup>^</sup> with Ultrasuede<sup>®</sup> inserts
- 6-way manual-adjustable driver seat
- 4-way manual-adjustable front passenger seat
- Heated seats (front and outboard rear)
- 60:40 split rear seats

## Connectivity

- Apple CarPlay<sup>®</sup> and Android Auto<sup>®</sup> smartphone mirroring<sup>‡</sup>
- Voice recognition
- iPod<sup>®</sup> compatible USB port<sup>‡</sup>
- 12V power outlet
- 8" colour touch-screen display
- Satellite navigation
- Bluetooth (phone/audio)
- 7 speaker Bose<sup>®</sup> Energy Efficient premium audio

## Safety

- ISOFIX rear child-seat anchorage points with tether points
- Hill Start Assist
- Intelligent Around-View<sup>®</sup> Monitor with Moving Object Detection
- Parking sensors (front & rear)
- Intelligent Driver Alertness
- Intelligent Forward Collision Warning
- Intelligent Emergency Braking with pedestrian detection
- Intelligent Lane Intervention
- Blind Spot Warning
- Rear Cross Traffic Alert
- Rearview camera with predictive path technology
- Tyre Pressure Monitor System
- Lane Departure Warning
- Vehicle Sound for Pedestrian (low-speed)
- Traffic Sign Recognition

<sup>#</sup>270km indicative driving range using the new WLTP test procedure for the European spec model. Note New Zealand model has not been tested using WLTP test procedure. Figures obtained after the battery was fully charged. Figures stated for the purposes of comparison amongst vehicles tested to the same technical procedures only. Actual real world driving range may vary depending on factors such as battery age and condition, driving style, use of heating/cooling, traffic conditions, weather conditions, any accessories fitted and vehicle load.

<sup>‡</sup>Carplay is a trademark of Apple Inc. Android Auto is a trademark of Google LLC.

<sup>^</sup>Leather accented features and upholstery may contain synthetic material.

<sup>†</sup>This Home Charging time is based on, and requires use of a 32A / 6.6kW (7kW) wall box. Home Charging time will be dependent on charging conditions, including Home Charging type and condition, battery temperature and size as well as ambient temperature at point of use. Home Charging time is for a 40kWh battery, and is based on Nissan testing. Before using this product at home, consult with a licenced electrician to ensure your homes electrical system can support the use.



LEAF INTERIOR SHOWN



BLACK LEATHER ACCENTED SEAT TRIM<sup>^</sup> WITH ULTRA SUEDE<sup>®</sup> INSERTS


8" DISPLAY WITH NISSAN DOOR-TO-DOOR NAVIGATION



405 LITRES OF STORAGE

FULL CHARGE IN UP TO 7.5 HOURS<sup>†</sup>

CHOOSE YOUR COLOUR




Ivory Pearl with Pearl Black roof (XDF)<sup>#</sup>




Sangria Red (NAJ)




Pearl Black (Z11)



Platinum (KY0)



Gun Metallic (KAD)



Arctic White (326)\*

In some cases, the printed colours may vary from the actual paint colours.  
<sup>#</sup>Two tone paint available at extra cost.  
<sup>\*</sup>Indent order only.

TRIM



Black leather-accented seat trim<sup>^</sup> with Ultrasuede<sup>®</sup> inserts



NISSAN 150,000 KM'S  
5YR<sup>5</sup> FACTORY WARRANTY

A complete ownership experience to help you get the most out of your Nissan. It includes the following:

NISSAN CAPPED PRICE SERVICE<sup>^</sup>

All Nissan vehicles first registered from 1 January 2018 are eligible for Nissan Capped Price Service. As part of this servicing program, we've capped the maximum price you'll pay for the first 5 years / 120,000 Km<sup>□</sup>

5 YEAR/150,000 KILOMETER WARRANTY<sup>~</sup>

Receive assurance with a 5 year/ 150,000 kilometer warranty.<sup>~</sup>

5 YEARS ROADSIDE ASSISTANCE<sup>\*</sup>

No matter where you're planning to journey, you'll have the peace of mind of knowing that if you lock your keys in the car, have a flat tyre or battery, or run out of fuel, we'll help get you back on the road at no charge<sup>†</sup>.

FACTORY-TRAINED TECHNICIANS

Using dedicated diagnostic equipment and Nissan Genuine Parts they'll keep your vehicle in top condition.

NISSAN GENUINE ACCESSORIES

Your Nissan Dealer can show you a variety of Nissan Genuine Accessories to protect, enhance and personalise your Nissan JUKE.

FINANCIAL SERVICES

Choose from a range of finance options at very competitive rates and terms, as well as various insurance solutions to protect you and your vehicle.

<sup>^</sup> Ask your Nissan Dealer to explain exactly what items are covered in each Scheduled Service. Applies for up to 5 years/150,000km (whichever occurs first).  
Some exclusions apply.  
<sup>-</sup> New Vehicle Warranty expires 60 months from date of first registration.  
<sup>+</sup> Leather-accented features and upholstery may contain synthetic material.  
<sup>□</sup> Whichever comes first.  
<sup>\*</sup> Terms and conditions apply. See Nissan.co.nz for more details.  
<sup>†</sup> Terms and conditions apply, please visit [nissan.co.nz/owners/roadside-assistance](https://www.nissan.co.nz/owners/roadside-assistance)

Images and colours are indicative only. Colours shown in this brochure may differ from actual colours due to variations in printing processes. Nissan New Zealand reserves the right to change specifications and colours at any time without prior notice. Please check with your local Nissan dealer for the most up-to-date information.





## NISSAN INTELLIGENT MOBILITY

Nissan Intelligent Mobility guides everything we do. At Nissan, we use new technologies to transform cars from mere transportation. Together the journey is more confident, connected, and exciting. Whether it is cars that share the task of driving or highways that charge your EV as you go along, it's all in the very near future. And it's a future already taking shape in the Nissan you drive today.



Follow us  
@nissan\_nz



Like us  
Nissan



Check out  
NZNissan

[nissan.co.nz](https://nissan.co.nz)